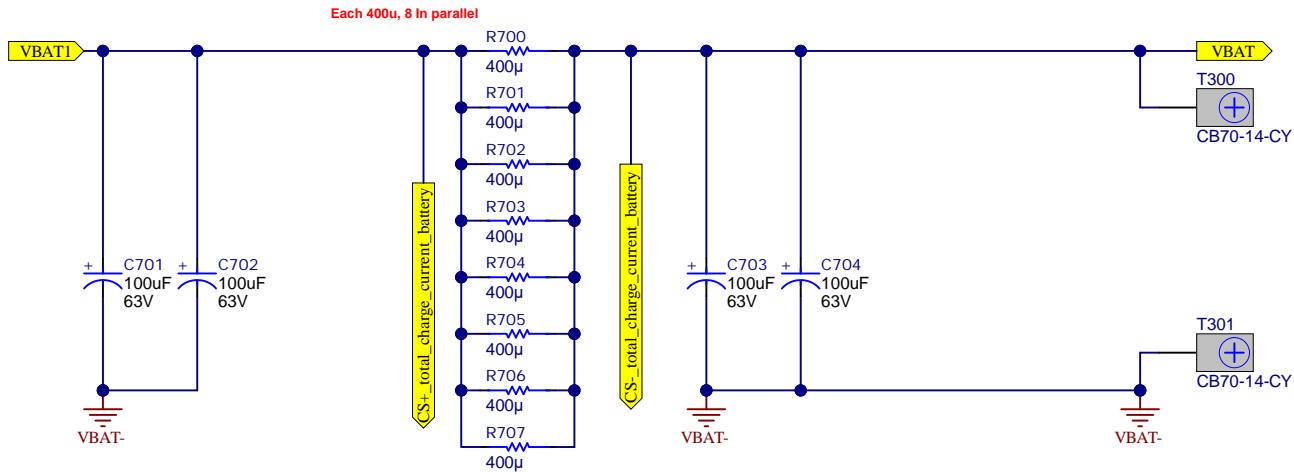


A

A

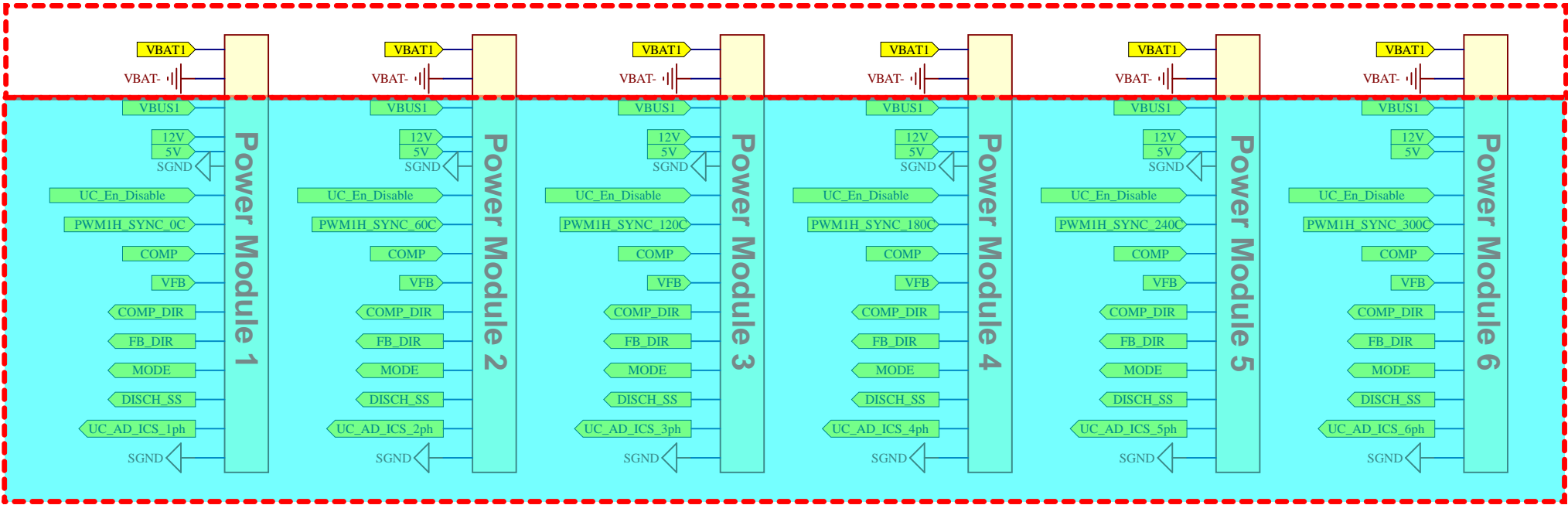
Main Top



B

B

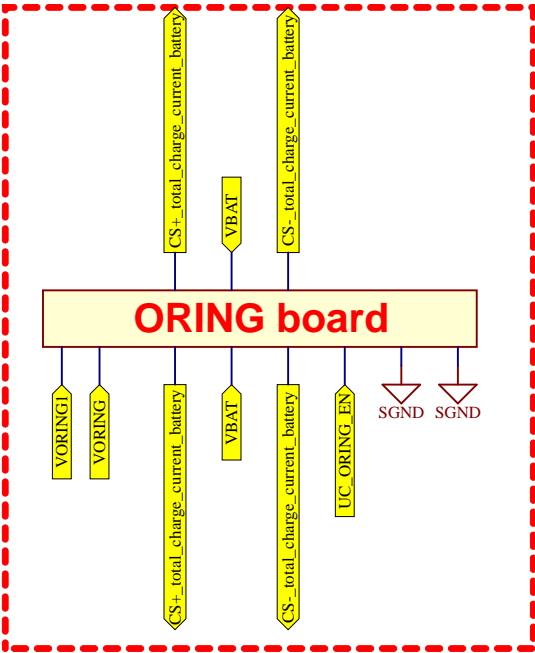
Connection with Power Module (6 Phases)



C

C

Connection with Oring card



D

D

Texas Instruments and/or its licensors do not warrant the accuracy or completeness of this specification or any information contained therein. Texas Instruments and/or its licensors do not warrant that this design will meet the specifications, will be suitable for your application or fit for any particular purpose, or will operate in an implementation. Texas Instruments and/or its licensors do not warrant that the design is production worthy. You should completely validate and test your design implementation to confirm the system functionality for your application.

Orderable: <a href="#">ChangeMe in variant</a>	Designed for: <a href="#">Public Release</a>	Mod. Date: 2025/7/29
TID #: <a href="#">N/A</a>	Project Title: <a href="#">Change in menu Project</a>	Project Options: <a href="#">Parameter</a>
Number: <a href="#">PMP41155</a>	Rev: <a href="#">E1</a>	Sheet Title:
SVN Rev: <a href="#">Not in version control</a>	Assembly Variant: <a href="#">001</a>	Sheet: <a href="#">1</a> of <a href="#">1</a>
Drawn By:	File: <a href="#">PMP41155_Main Top.SchDoc</a>	Size: <a href="#">B</a>
Engineer: <a href="#">Richard Yin</a>	Contact: <a href="#">http://www.ti.com/support</a>	